



Your Comfort Is Our Duty

# Ceiling & Floor



## FEATURES

■ optional ■ standard



Auto Restart Function



Sleep Mode



Fast Cooling/Heating



Long-term Filter



Intelligent Defrosting



3D Air Flow



Anti-Cold-Air



Remote Control



Low Ambient Cooling



Silent



Wired Control



Central Control



Golden Fin



WIFI Control

# Ceiling&Floor




## Anti-condensation

Flocking design, good thermal insulation effect, avoid large temperature difference, anti-condensation



## Bigger Air Flow Volume

Innovative centrifugal fan with larger diameter, supply bigger air flow volume and lower noise.




## Fresh air

Fresh air intake design to improve air quality.




## The independent electric box lid

Easy to connect power line and controller line don't need to disassemble the electric box lid when installation



## Easy drainage

Left and right water outlet design of water connection plate, flexible for installation site.



# Indoor Unit



## Ceiling&Floor

G Type

### Specification-50/60Hz DC Fan Motor

Model	Indoor		AP.BSADG-Y45/ZS1EG	AP.BSADG-Y56/ZS1EG	AP.BSADG-Y71/ZS1EG	AP.BSADG-Y80/ZS1EG
Capacity	"Cooling Heating"	kW	4.5	5.6	7.1	8.0
		kW	5.0	6.3	8.0	9.0
Electric Data	Power Supply	V~,Hz,Ph	220-240V,50/60,1	220-240V,50/60,1	220-240V,50/60,1	220-240V,50/60,1
	Rated Power	W	40	40	40	70
Performance	Air Flow Volume (Tu/Hi/Mid/Low/SI)	m <sup>3</sup> /h	940/895/700/650/600	940/895/700/650/600	940/895/700/650/600	1300/1245/1020/930/840
	Noise Level(Tu/Hi/Mi/Lo/SI)	dB(A)	42/41/38/37/36	42/41/38/37/36	42/41/38/37/36	43/42/39/38/37
Dimension (W×D×H)	Net	mm	1000×690×235	1000×690×235	1000×690×235	1280×690×235
	Packing	mm	1080×770×325	1080×770×325	1080×770×325	1360×770×325
Weight	Net	kg	29/33.5	29/33.5	29/33.5	35.5/41
	Liquid Side	mm(inch)	6.35(1/4)	6.35(1/4)	6.35(1/4)	9.52(3/8)
Pipe Diameter	Gas Side	mm(inch)	12.7(1/2)	12.7(1/2)	12.7(1/2)	15.88(5/8)
	Drainage	mm(inch)	R3/4in(DN20)	R3/4in(DN20)	R3/4in(DN20)	R3/4in(DN20)
Stuffing Quantity	20/40/40H	unit	112/224/264	112/224/264	112/224/264	84/175/200

### Specification-50/60Hz DC Fan Motor

Model	Indoor		AP.BSADG-Y90/ZS3EG	AP.BSADG-Y112/ZS4EG	AP.BSADG-Y125/ZS5EG	AP.BSADG-Y140/ZS6EG
Capacity	Cooling/Heating	kW	9.0	11.2	12.5	14.0
		kW	11.0	12.8	14.0	15.0
Electric Data	Power Supply	V~,Hz,Ph	220-240V,50/60,1	220-240V,50/60,1	220-240V,50/60,1	220-240V,50/60,1
	Cooling/Heating Power Input	W	70	120	120	120
Performance	Air Flow Volume (Tu/Hi/Mid/Low/SI)	m <sup>3</sup> /h	1300/1245/1020/930/840	2040/1890/1740/1560//1440	2040/1890/1740/1560/1440	2040/1890/1740/1560/1440
	Noise Level(Tu/Hi/Mi/Lo/SI)	dB(A)	43/42/39/38/37	50/49/45/43/41	50/49/45/43/41	50/49/45/43/41
Dimension (W×D×H)	Net	mm	1280×690×235	1600×690×235	1600×690×235	1600×690×235
	Packing	mm	1360×770×325	1680×770×325	1680×770×325	1680×770×325
Weight	Net/Gross	kg	35.5/41	42/49	42/49	42/49
	Liquid Side	mm(inch)	9.52(3/8)	9.52(3/8)	9.52(3/8)	9.52(3/8)
Pipe Diameter	Gas Side	mm(inch)	15.88(5/8)	15.88(5/8)	15.88(5/8)	15.88(5/8)
	Drainage	mm(inch)	R3/4in(DN20)	R3/4in(DN20)	R3/4in(DN20)	R3/4in(DN20)
Stuffing Quantity	20/40/40H	unit	84/175/200	70/147/168	70/147/168	70/147/168

Notes:

- Cooling Capacity: Indoor temperature 27°C DB/19°C WB; Outdoor temperature:35°C DB/24°C WB.
- Heating Capacity:Indoor temperature 20°C DB;Outdoor temperature:7°C DB/6°C WB.
- Piping Length:Equivalent piping length: 7.5m ,level difference: 0m.
- Floor standing:Sound level is measured 1m from air-outlet in horizontal distance, 1m above the floor in vertical distance.
- Ceiling mounted: Sound level is measured 1m from air-outlet in horizontal distance,1m from air-outlet in vertical distance.
- The above designs and specifications are subject to change without prior notice. Final specifications please refer to technical specification provided by sales representative.